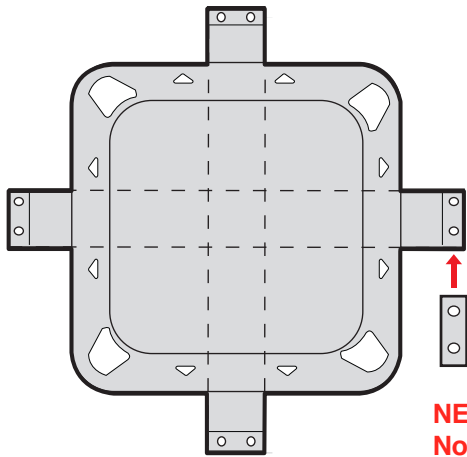


Portable **BaptEZ**® Pool Assembly Guide

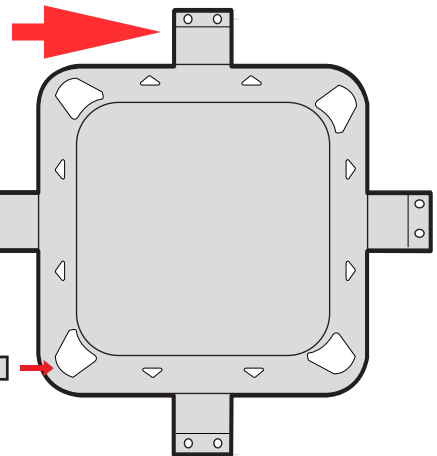


STEP ONE: Unfold the cross-welded floor flaps. There is a label on the center portion that says "Face Up". Lay this in the area of the pool, faced up.

STEP TWO: Unfold the liner so that the four flaps are out flat with the two holes on each flap faced up.

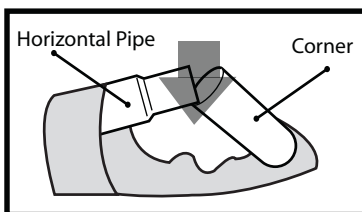
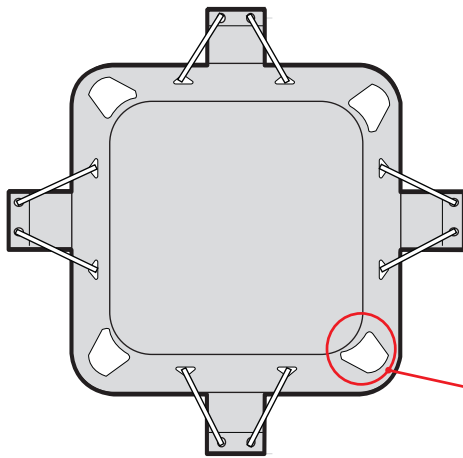
STEP THREE: Slip the four PVC bottom pipes through the flap's sleeve - aligning the holes.

**NEVER MOVE POOL USING A FLAP,
Not Covered Under warranty**



STEP FOUR: Slip the four PVC top pipes through the sleeve at the top of the pool wall. Align the holes on the pipe with the openings on the sleeve.

STEP FIVE: Attach the four corners. **IMPORTANT NOTE:** When attaching the corners, be sure the top pipe holes are faced down.



STEP SIX: Lift up one side of the pool and insert the steel vertical pipes. Then repeat this on the opposite. Followed by the other two sides.

STEP SEVEN: As you are filling the pool, be sure to work the bottom wrinkles towards the walls. As it fills the wrinkles will disappear.

HELPFUL HINT: When attempting to attach the last corner, first insert the male portion of the corner in the pipe, then point it up and angle the last horizontal pipe so the two ends are touching. Then push downward so the end of the horizontal pipe gets inserted into the corner. The liner may stretch a bit, but this will not harm the outer liner at all.

PLEASE NOTE: It is not uncommon for there to be some minor corner relief tearing when installing the last corner. This relief will not tear further and once the pool is filled.

Thank You for Choosing a
Portable **BaptEZ**® Pool



BaptEZ® Limited Warranty

We hereby certify that your BaptEZ® liner and frames (hereby referred to as “Pool”) are free from any manufacturer’s defects. A BaptEZ® has a warranty for a period of 5 years from the date of purchase according to the terms and conditions described below. This limited warranty is extended to the original retail purchaser only.

Year 1 – Zero Cost for Inspection and/or Repair : Customer is only responsible for shipping the warranted item to us for inspection and/or repair.

Year 2-5 – \$100 Cost for Inspection and/or Repair : Customer responsible for shipping the warranted item to us for inspection and/or repair. BaptEZ will ship item back.

A warranty procedure is such so that we may determine the cause and nature of your warranty issue:

STEP ONE: If a problem occurs with your BaptEZ® purchase, send us first an email with a description of the problem. Send to: customer.care@realyezpools.com. In your email please refer to the original name your BaptEZ® was ordered under and include a brief description of the warranty claim. You should receive an email confirmation from us, confirming receipt of your email, within 24 hours of the next business day. **Once this email is acknowledged by us your warranty clock stops on that issue** and does not begin until your part is shipped back or resolved locally.

STEP TWO: In most cases, you will be instructed to photograph and email photos of the problem. This determines the nature of the problem and provides us with information on how to best help you to prevent the problem from happening again.

This warranty covers all parts and/or accessories purchased directly from EZ Pool Products, Inc which is limited to only items listed on your purchase receipt.

Any part repaired or replaced and returned to you shall be removed and installed (or reinstalled) at owner’s expense. Under no condition will the maker be responsible for labor charges, cost of loss of water or chemicals or any other related damages that may have occurred.

At no time will the maker and/or the maker’s suppliers be responsible for any damage to the liner caused by your acts, the acts of others and shall have no liability to repair liner, or part(s) so damaged. The maker is not responsible for any damage to a part(s) or liner as a result of acts of God, nature, ground movement or some other unforeseen occurrence.

We reserve the right to modify/discontinue without notice any model, style, color or design. - We reserve the right to void your warranty if your pool is out of level or uneven.

Absolutely no other warranty will be honored, expressed, implied or noted on the Bill of Sale, other than what is written in this warranty. Under no circumstances will a return be issued if a manufacturer’s defect is found. Please refer to the Terms of Sale posted on the ordering page.

Customer shall indemnify, defend, and hold harmless the maker of this pool, including its officers, directors, shareholders, agents, employees, and representatives from and against all liability, demands, claims, suits, causes of action, proceedings, costs, losses, damages, recoveries, settlements, assessments, fines, penalties, and expenses (including interest, attorney fees, accounting fees, expert fees) incurred by customer, known or unknown, contingent or otherwise, directly or indirectly, arising from, related to, and/or connected with customer’s purchase of the product(s) described on the purchase order, invoice, or other document attached hereto.

Customer expressly waives any right of subrogation to any right that the maker now has or may have later in connection with the product(s) described on the purchase order, invoice, or other document attached hereto. **If you do not protest the conditions of this warranty in writing and notify EZ Pool Products of your protest within 30 days of your purchase, it will be deemed that you have accepted and agreed to these terms.**

Thank You for Choosing a
Portable **BaptEZ®** Pool

